

Summer Work for Kindergarten.

Your student has worked very hard this year; from learning to be responsible for his/her work, working neatly, doing his/her best to staying focused.

Here are some ideas to help during the summer to help with a smooth and successful transition to first grade.

SKILLS:

Long and Short Vowel sounds:

- CVC words (consonant -vowel- consonant) cat, dig, net, hot, nut
- CVCE words (consonant -vowel- consonant- with a silent e) bake, kite (See attached Word List)
- Vowel Patterns boat leaf, pail
- Y (at the end of word is either long i, (cry) e (baby) or a (day)

Ar words: star, garden

Blends (st, br dr, gr ,sl, fl, bl, pl)

Diagraph (sh, ch, th, wh)

SIGHT WORDS

For some, sight words come easy. For others, it is not so easy; but they are important. When reading, imagine how difficult it would be if you had to sound out or try to sound out every word. You would be exhausted after a few sentences and have a difficult time comprehending what you read.

Helpful hints:

Work on 5 words at a time if your child is having difficulty.

While flashcards are good, playing games or using the words in creative ways is helpful.

- Use a small whiteboard. Invest in some black and colored markers. Kids love to write on them.
- Word scavenger hunt
- Memory game
- Make letter tiles from bottle caps or buy scrabble letters on Amazon. Words can lead to sentences.
- Use flash cards to make sentences.
- Write words in the sand at the beach or with shaving cream or finger paint on a table outside.
- Highlight words in old books or magazines.

Attached are the *Seeing Stars Sight Word List*. Many are the same words we have been learning all year. It will be helpful to your child if he /she can read the first 100. The goal by the end of 1st grade is *Star Words to 300*.

Reading Fluency and Comprehension

Students need to continually reinforce their reading and comprehension skills. Attached are 8 worksheets for your child to complete. Have your child complete one a week.

Journal Writing

Purchase a composition book or an inexpensive notebook. Label the book Summer Writing and have your student write in it 1-2 times per week. They should illustrate their work and be encouraged to add details and use more than one color. For example: If writing about a cat, add background, people etc. Students that have at least 10 writing pages done should bring it to their 1st grade teacher. They will earn a trip to the kindergarten prize basket.

Reading Log

Complete 20 books on the reading log and return it in August to your child's first grade teacher. At that time, your child will be given a special award from the kindergarten teachers. Please sign on the line after each book is read.

Silent e Word List

CVCe Words

long a

bake

cage

fame

lane

made

race

sale

tape

long i

bike

dive

mine

kite

pile

ride

tire

wipe

long o

bone

code

dome

hose

nose

rode

poke

vote

long u

cute

dune

fuse

huge

mule

mute

tube

tune

CCVCe Words

long a

brace

chase

plate

shake

whale

long i

bribe

chime

shine

spice

tribe

long o

broke

chose

drove

froze

shone

long u

chute

flute


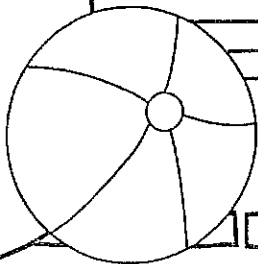
plume

prune

truce

Reading Log

Date:	Name of Book	Time Read	Parent Signature
6/1/13	Sam and the Bag	20 minutes	



Star Words 100

Name _____

Set 1	Set 2	Set 3	Set 4
I	go	can	sit
a	no	said	did
in	see	use	now
it	way	each	down
is	do	there	long
on	who	their	get
at	day	which	come
as	may	how	made
an	that	will	from
if	was	them	word
up	for	then	other
of	are	these	about
or	with	some	many
all	his	her	would
and	they	make	could
the	this	like	should
to	have	him	into
you	one	time	number
he	had	has	people
be	but	look	first
we	not	two	water
she	what	more	called
by	were	write	find
my	when	than	part
so	your	been	line

Seeing Stars 101 TO Star Words 200

Name _____

Set 5	Set 6	Set 7	Set 8
new	where	air	year
take	most	still	thing
live	above	over	sentence
me	right	only	through
just	old	little	before
name	any	know	means
good	same	place	following
man	tell	very	around
say	boy	after	form
help	came	think	another
too	want	great	even
much	show	also	because
set	three	large	turn
put	small	read	ask
big	must	land	different
such	does	move	picture
men	here	kind	change
us	why	again	animal
off	went	spell	letter
end	need	house	answer
well	home	point	found
work	try	page	study
back	hand	mother	learn
give	play	father	American
our	away	sound	world

Name _____

Date _____

Consonant, Vowel, Consonant Words

CVC words are made up of a consonant, a vowel, and a consonant. Use this list of CVC words to plan a lesson or project for beginning readers, or post it in the classroom as a handy reference.

A	bad	bag	bat	can	cap	cat	dab	dad	fan
	fat	gal	gap	gas	hat	jab	jam	lab	lap
	mad	man	mat	nag	nap	pal	pan	pat	rag
	ram	rat	sap	sat	tan	tap	van	wag	zap
E	bed	beg	bet	den	fed	gel	get	hen	hex
	jet	led	leg	let	men	met	net	peg	pen
	pet	red	ref	set	ten	vet	web	wet	zen
I	bid	big	bin	bit	did	dig	din	dip	fib
	fig	fin	fit	fix	gig	hid	him	hip	his
	hit	jig	kid	kit	lid	lip	lit	nip	mit
	mix	pig	pin	pit	rid	rig	rim	rip	sin
	sip	sit	six	tin	tip	wig	win	wit	zip

Name _____ Date _____


Consonant, Vowel, Consonant Words

CVC words are made up of a consonant, a vowel, and a consonant. Use this list of CVC words to plan a lesson or project for beginning readers, or post it in the classroom as a handy reference.

O	bob	bog	box	cop	cot	dog	dot	fog	fox
	gob	got	hog	hop	hot	job	jog	jot	lob
	log	lot	mom	mob	nod	not	pop	pot	rob
	rod	rot	sob	sod	son	ton	top	tot	won
U	bud	bug	bum	bun	bus	but	cub	cup	cut
	dug	fun	gum	gun	gut	hug	hum	hut	lug
	jug	jut	mud	mug	nun	nut	pug	put	pun
	rub	rug	run	rut	sub	sum	sun	tub	tug

Name _____

1. Read the text 3 times and color a star each time you read it.




At the Park

Ben is at the park. His dog, Sam, is at the park, too. Ben rides his bike and plays with Sam. Then he goes to the pond to see the ducks. He thinks they are so cute and funny!




2. Color the sentences within the text that contain the answer to the following questions.

A. Where is Ben? 

B. Who is with Ben? 

C. Why does Ben want to see the ducks? 

3. Draw a picture that matches the text.



Name _____




1. Read the text 3 times and color a star each time you read it.


Fun At the Beach

Last summer I went to the beach. I took my dog with me. We had so much fun! We saw waves at the beach. I jumped in the waves. We saw shells on the sand. We played with the shells. My dog and I loved the beach!




2. Color the sentences within the text that contain the answer to the following questions.

A. When did the kid go to the beach? 

B. Who was at the beach with the kid? 

C. What did the kid and his dog see at the beach? 

3. Draw a picture that matches the text.



Name _____

1. Read the text 3 times and color a star each time you read it.



At the Zoo

Little Ben is at the Zoo. His mom is at the zoo, too. They see a giraffe. The giraffe has a long neck. They see three monkeys. The monkeys are funny. They see a tiger. The tiger can run fast.




2. Color the sentences within the text that contain the answer to the following questions.

A. Where is Ben? 

B. Who is at the zoo with Ben? 


C. How many monkeys do Ben and his mom see? 

3. Draw a picture that matches the text.




Name _____

1. Read the text 3 times and color a star each time you read it.




At the Farm

Kate went to the farm to visit her grandpa. She saw the cows in the barn. She saw the pigs in the mud. She saw the chickens on the fence. She saw the horses by the big tree. She saw the little ducks in the pond.




2. Color the sentences within the text that contain the answer to the following questions.

A. Why did Kate go to the farm? 

B. Where did Kate see the cows? 

C. Where were the little ducks? 

3. Draw a picture that matches the text.




Name _____



1. Read the text 3 times and color a star each time you read it.


Best Friends

My dog and I are best friends. We like to play in the yard. We like to play with the red ball. My dog runs to catch it when I throw it. I love my dog and my dog loves me!




2. Color the sentences within the text that contain the answer to the following questions.

A. Who is the kid's best friend? 

B. Where do the kid and the dog like to play? 

C. What color is the ball they play with? 

3. Draw a picture that matches the text.




Name _____

1. Read the text 3 times and color a star each time you read it.



Hide and Seek

Ben and his friends play hide and seek. Ben has to find his friends. He looks in the closet and under the bed. They are not there. He gives up. He can not find them. Can you find them?




2. Color the sentences within the text that contain the answer to the following questions.

A. What do Ben and his friends play? 

B. Where does Ben look for his friends? 

C. Why does Ben give up looking for his friends? 

3. Draw a picture that matches the text.




Name _____

1. Read the text 3 times and color a star each time you read it.

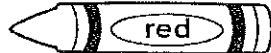


School Rules

We have to follow rules when we are in school. We have to listen to the teacher. We have to walk in line. We have to be kind and share. We can not run in the halls. We can not hit the other kids. It is good to have rules.




2. Color the sentences within the text that contain the answer to the following questions.

A. When do we have to follow rules? 

B. Who do we have to listen to at school? 


C. Name one thing that we can not do in school. 

3. Draw a picture that matches the text.



Name _____

1. Read the text 3 times and color a star each time you read it.



A New Backpack

Carl is happy! He got a new backpack. It is blue and yellow. It has the picture of Spiderman on it. Carl puts his books and crayons in it. He gets ready for school. He will show his new backpack to his friends.



2. Color the sentences within the text that contain the answer to the following questions.

A. Why is Carl happy? 

B. What color is Carl's backpack? 

C. What does Carl have in his backpack? 

3. Draw a picture that matches the text.

