

As we transition into Summer, it is important for students to continue to work on the skills they have learned this year. Summer work allows students to practice taught skills, achieve mastery in areas where they may need more review, and gain confidence going into the upcoming school year.

Please see below for your student's summer work in the areas of Reading, ELA, and Math. Your student's teacher has differentiated this summer work to meet their specific needs in each area. Progress on summer work will be monitored over the summer and reviewed by your child's teacher upon their return to school in August. We thank you for your support of your student's academic success.

Reading Assignment

Comprehension Packet	Please spend at least 15 minutes a day reading this summer. Once a week please complete one of the following comprehension sheets with an ON LEVEL book of your choice. Your student's latest STAR reading report with their latest reading level can be found in their report card envelope. Books may be books you have at home, find at the library or on SORA.
----------------------	--

ELA Assignment

Freckle ELA	<p>Please have your student log on to Freckle to practice English Language Arts. Different targeted skills have been assigned for each week. After reinforcement in the targeted skills, Freckle will reinforce skills specific to your student. It is recommended that students practice ELA skills and fluency for at least 15 minutes 4 times per week.</p> <p>In addition to Freckle it would be beneficial for students to practice their writing. Keeping a summer journal would be a great way to build writing skills.</p>
-------------	--

Math Assignment

Freckle Math	<p>Please have your student log on to Freckle to practice Math. Different targeted skills have been assigned for each week. After reinforcement in the targeted skills, Freckle will reinforce skills specific to your student. It is recommended that students practice Math skills and fluency for at least 15 minutes 4 times per week.</p> <p>In addition to Freckle, it would be beneficial for your student to continue to practice their Math fact fluency. The goal by the end of first grade was for all students to be fluent in addition and subtraction facts within 10. If your student has mastered these skills, it would be beneficial to practice addition and subtraction facts within 20 to prepare them for second grade.</p>
--------------	---





Summer Reading Comprehension Packet

Please spend at least 15 minutes a day reading this summer. Once a week please complete one of the following comprehension sheets on an ON LEVEL book of your choice. Your students latest STAR reading report with their latest reading level is included with their summer work. Books may be books you have at home, find at the library, or on SORA.

Main Idea and Details

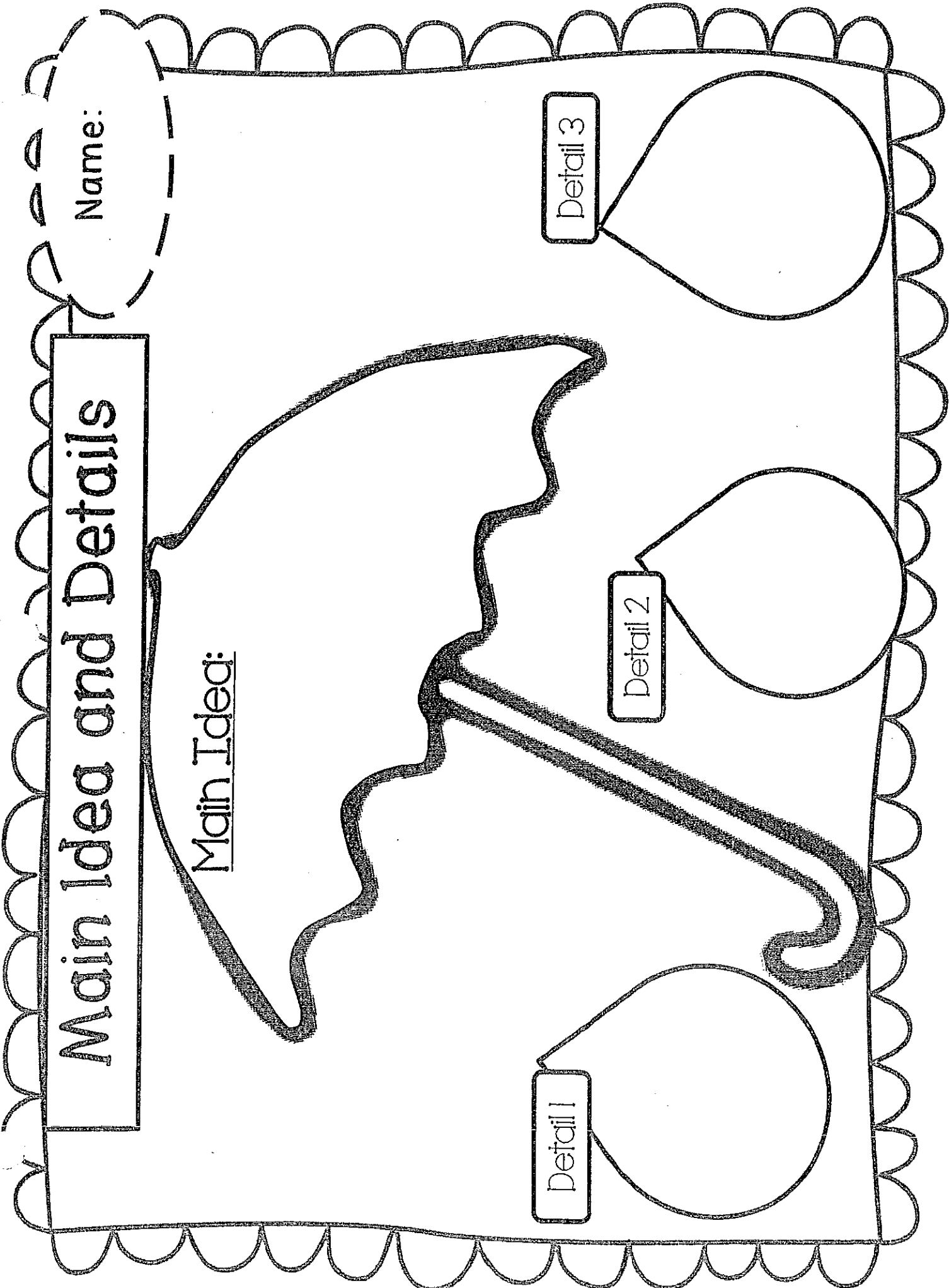
Name:

Main Idea:

Detail 1

Detail 2

Detail 3




THEME EXPERT


Name: _____

Draw and write the lesson
the author is trying to teach
you!

Fact & Opinion



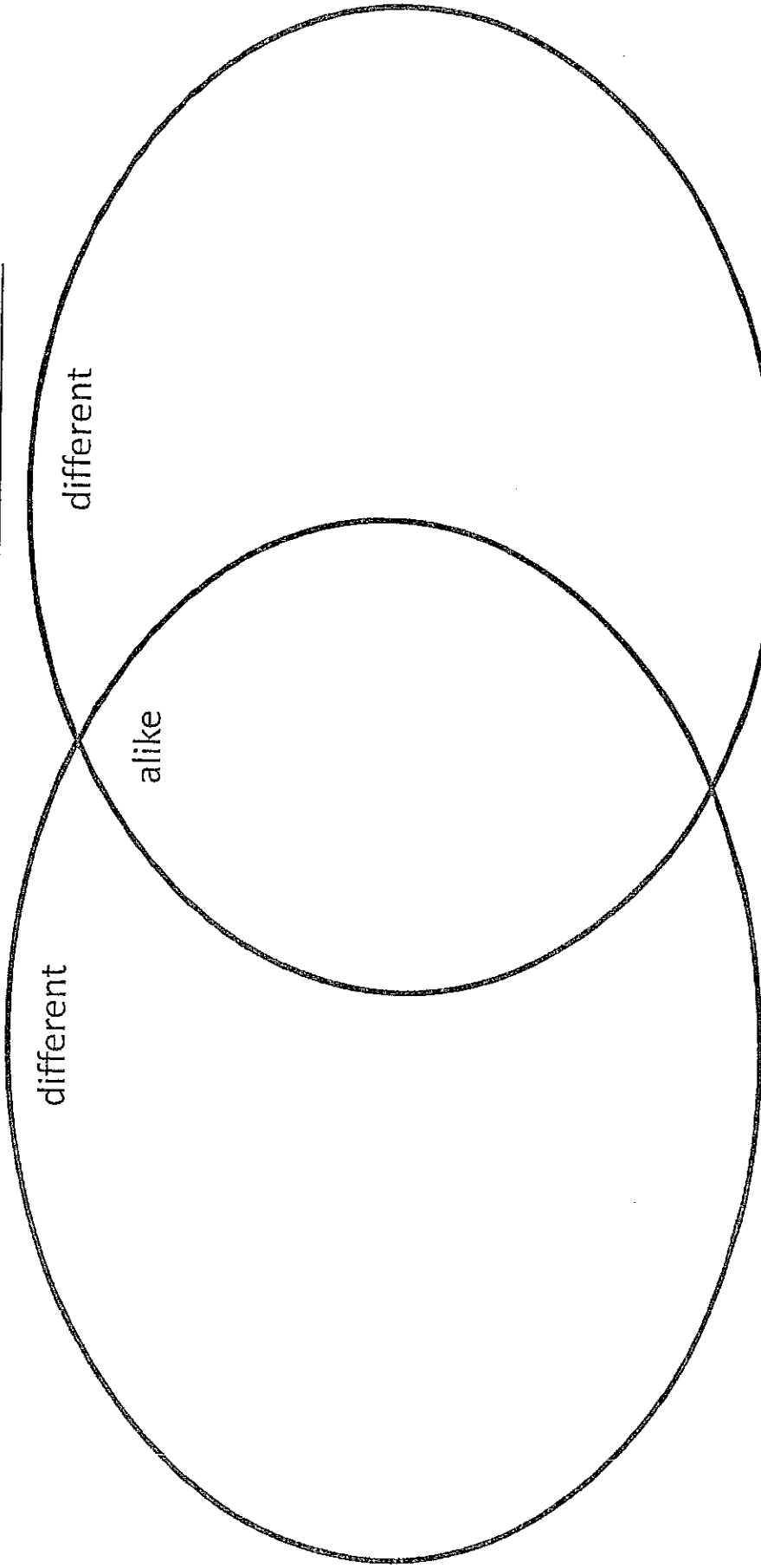
FACT: _____



OPINION: _____

Compare & Contrast


Tell how 2 characters or things in your story are alike and different.



Name: _____ Date: _____

AUTHOR'S PURPOSE

Book Title & Author:



What is the author's purpose? (Circle One)

Persuade

Entertain

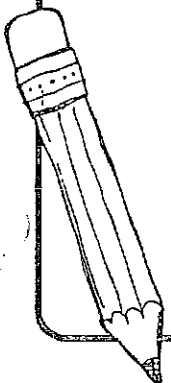
Inform

How do you know what the author's purpose is?
(Are there any clues?)

How many stars do you give this book?



Would you recommend it to a friend? YES NO



cause

Why something happens

Handwriting practice lines for the 'cause' section, consisting of four sets of three horizontal lines (top solid, middle dashed, bottom solid).

effect

What happens in a story

Handwriting practice lines for the 'effect' section, consisting of four sets of three horizontal lines (top solid, middle dashed, bottom solid).

Name: _____

Can I tell you a story?

Identify the characters, setting and important events.


The characters:

1. _____

2. _____

3. _____

Draw a picture and label the setting:


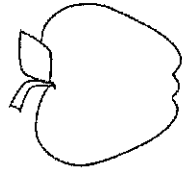
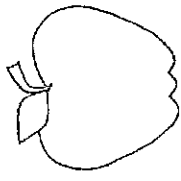


Write sentences explaining what happened in the story:

Name: _____

Date: _____

STORY MAPPING



Story Title:

Characters:

Setting:

Problem:

Solution:

Journey Jar Name: _____

Title:

Author:

Write a sentence for each part of the story.

Beginning

Middle

End
